

# Synicem™

PREFORMED TO MAINTAIN SPACE  
AND AID TREATMENT OF INFECTION



The Synicem Spacer Range

# Syncem™

## Preformed spacers to maintain space and aid treatment of infection

The **Syncem** spacer range provides a ready-to-use preformed spacer with the performance characteristics you need for your 2-stage revision procedures.

Designed to overcome the challenges of using traditional intra-operative moulded and handmade spacers, **Syncem** spacers support revisions of the hip, knee and shoulder to preserve articular space and aid the treatment of infection.

Syncem spacers are preformed and precision engineered to overcome mechanical complications from poor intra-operative spacer design, such as instability and spacer fracture.<sup>1</sup>



“Mechanical complication rates are higher in ‘bespoke’ or handmade dynamic spacers which are time-consuming to make and prone to fracture”<sup>1</sup>

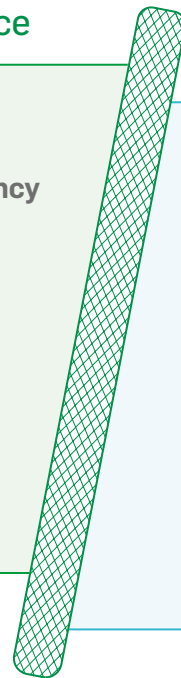
### Preformed for improved performance

#### Preformed spacers

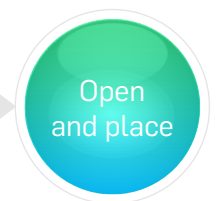
- ✓ Precision engineered for consistency and structural uniformity
- ✓ Designed for dynamic movement and stability
- ✓ Preloaded with gentamicin to aid treatment of infection
- ✓ Case-by-case flexibility and time-saving

#### Intra-operatively prepared spacers

- ✗ Inconsistent spacer design and mechanical endurance<sup>1,2</sup>
- ✗ Structural strength varies by antibiotic concentration<sup>3</sup>
- ✗ Unpredictable antibiotic availability due to lack of uniform mixing and irregular porosity, roughness and size<sup>4</sup>
- ✗ Requires dedicated intra-operative time and expertise<sup>1,5</sup>



Synicem simplicity



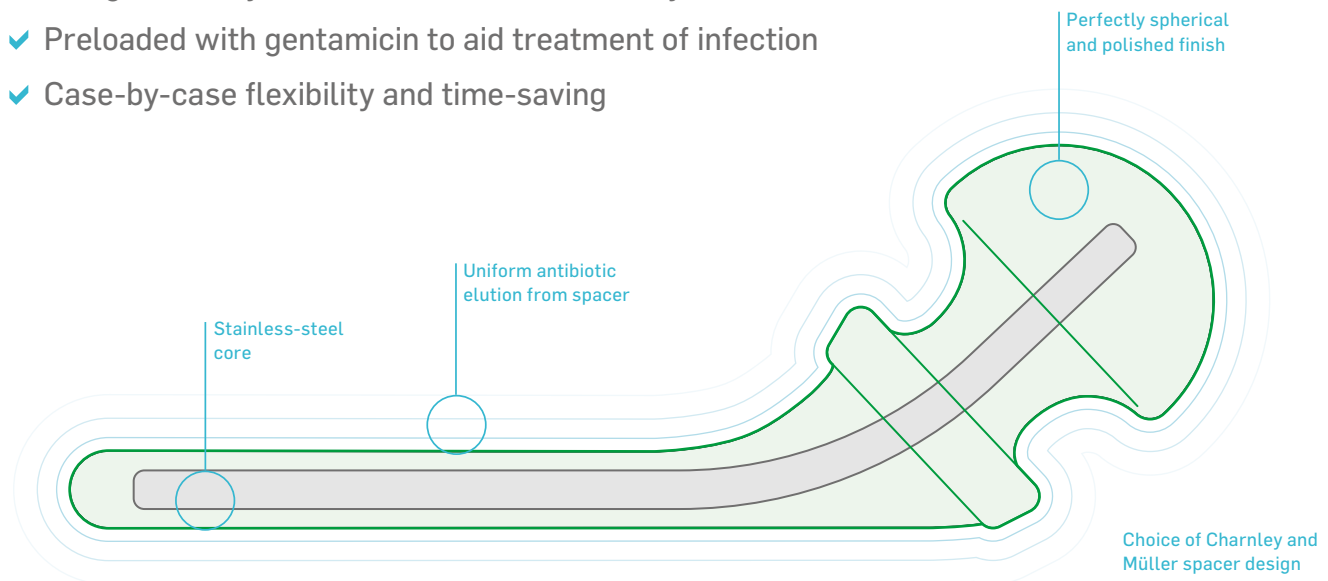
# Synicem™

## Hip

### Specifically designed to support your management of infection in hip revision

Combining convenience, structural uniformity and stability, whilst delivering a high local concentration of gentamicin. **Synicem** hip spacers maintain joint space and limb length to preserve the abduction and stabilisation structure of the hip.<sup>6</sup>

- ✓ Precision engineered for consistency and structural uniformity
- ✓ Designed for dynamic movement and stability
- ✓ Preloaded with gentamicin to aid treatment of infection
- ✓ Case-by-case flexibility and time-saving



#### Precision engineered for consistency and structural uniformity

Strictly controlled manufacturing conditions minimise the risk of mechanical failure by eliminating unwanted variation in the shape and structural integrity of the base material.

- ✓ Perfectly spherical and polished finish of the femoral head prevents bone stock wear<sup>6</sup>
- ✓ Lower complication rates and risk of periprosthetic fracture compared to intra-operatively prepared spacers<sup>1</sup>

#### Preloaded with gentamicin to aid treatment of infection

The spacer yields a high local concentration of gentamicin while maintaining low systemic levels to aid the treatment of infection.<sup>6</sup>

## Designed for dynamic movement and stability

Designed to maintain joint space and limb length to preserve the abduction and stabilisation structure after removal of the original implant.<sup>6</sup>

- ✓ Choice of Charnley and Müller spacer design
- ✓ Uniform stainless-steel core to increase mechanical resistance



Charnley hip spacer

Müller hip spacer

## Case-by-case flexibility and time-saving

A comprehensive range of sizes and styles provide case-by-case flexibility, with a reusable spacer tray available to ensure you select the correct size every time.<sup>6</sup>

- ✓ No moulding required

**1 min** Syncicem spacers  
Ready-to-use in under a minute

**16 mins** Prepared intra-operatively  
16 minutes per spacer fitting<sup>5</sup>



Trial spacer tray

## Syncicem hip spacers with gentamicin

Model	Model type	Head diameter	Neck angle	Offset	Stem length	Gentamicin content*	Order code
40C	Charnley	40 mm	137°	23.9 mm	127 mm	1.6 grams	880970
48C	Charnley	48 mm	137°	29.5 mm	130 mm	2.5 grams	880980
56C	Charnley	56 mm	137°	32.8 mm	130 mm	3.7 grams	880990
40CXL	Charnley	40 mm	137°	23.9 mm	250 mm	2.1 grams	880991
48CXL	Charnley	48 mm	137°	29.5 mm	250 mm	3.0 grams	880968
56CXL	Charnley	56 mm	137°	32.8 mm	250 mm	4.2 grams	880969
48M	Müller	48 mm	137°	20.7 mm	120 mm	2.7 grams	880975
56M	Müller	56 mm	137°	24.7 mm	127 mm	3.8 grams	880985
Reusable trial spacer tray	Regular	-	-	-	-	-	882036
	XL	-	-	-	-	-	882038

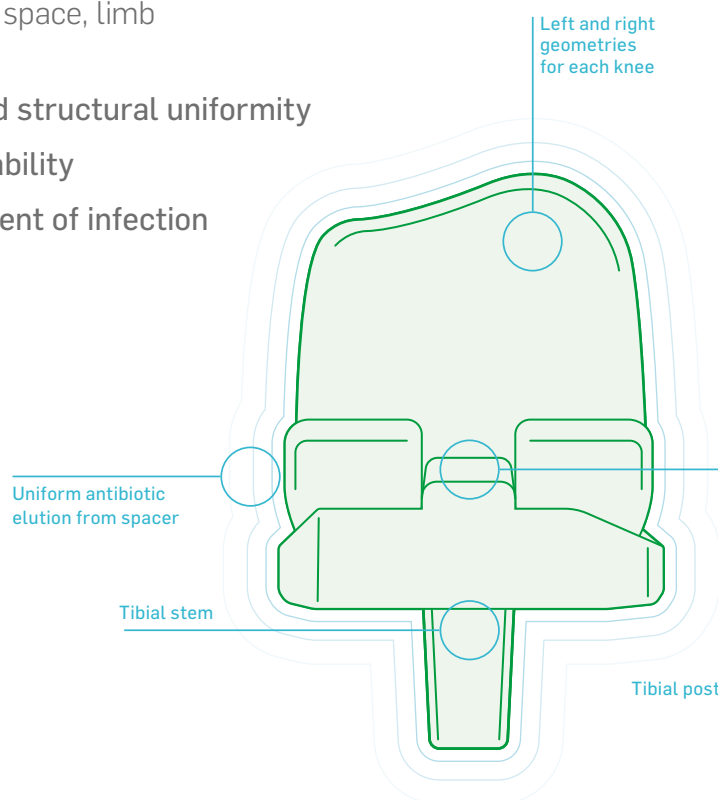
\*May vary by ±5%

## Knee

### Specifically designed to support your management of infection in knee revision

Combining convenience, structural uniformity and stability, whilst delivering a high local concentration of gentamicin. **Synicem** knee spacers maintain articular space, limb length and ligament structure.<sup>6</sup>

- ✓ Precision engineered for consistency and structural uniformity
- ✓ Designed for dynamic movement and stability
- ✓ Preloaded with gentamicin to aid treatment of infection
- ✓ Case-by-case flexibility and time-saving



#### Precision engineered for consistency and structural uniformity

Strictly controlled manufacturing conditions minimise the risk of mechanical failure by eliminating unwanted variation and ensuring the uniform shape and structural integrity of base material.

- ✓ Intra-operatively prepared spacers are time-consuming to make and prone to fracture.<sup>1</sup>

#### Preloaded with gentamicin to aid treatment of infection

The spacer yields a high local concentration of gentamicin while maintaining low systemic levels to aid the treatment of infection.<sup>6</sup>

## Designed for dynamic movement and stability

Designed to maintain the articular space, limb length and ligament structure after removal of the original implant.<sup>6</sup>

- ✓ Specific left and right geometries for each knee
- ✓ Tibial stem ensures stability of the tibial component
- ✓ Tibial post aligns the femoral component

## Case-by-case flexibility and time-saving

A comprehensive range of sizes and styles provide case-by-case flexibility, with a reusable spacer tray available to ensure you select the correct size every time.<sup>6</sup>

- ✓ No moulding required



Syncicem spacers  
Ready-to-use in under a minute



Prepared intra-operatively  
14 minutes per spacer fitting<sup>5</sup>



Left knee spacer



Right knee spacer



Trial spacer tray

## Syncicem knee spacers with gentamicin

Model	Stem inclusion	Knee spacer orientation	Femoral medial /lateral	Femoral anterior /posterior	Tibial medial /lateral	Tibial anterior /posterior	Gentamicin content*	Order code
RD58	✓	Right	58 mm	45 mm	65 mm	43 mm	3.2 grams	880961
RI58	✓	Left	58 mm	45 mm	65 mm	43 mm	3.2 grams	880962
RD65	✓	Right	65 mm	45 mm	73 mm	43 mm	3.5 grams	880963
RI65	✓	Left	65 mm	45 mm	73 mm	43 mm	3.5 grams	880964
RD72	✓	Right	72 mm	54 mm	77.5 mm	50 mm	5.3 grams	881266
RI72	✓	Left	72 mm	54 mm	77.5 mm	50 mm	5.3 grams	881267
RD79	✓	Right	79 mm	54 mm	85 mm	50 mm	5.5 grams	880966
RI79	✓	Left	79 mm	54 mm	85 mm	50 mm	5.5 grams	880967
Reusable trial spacer tray	-	-					-	882037

\*May vary by ±5%

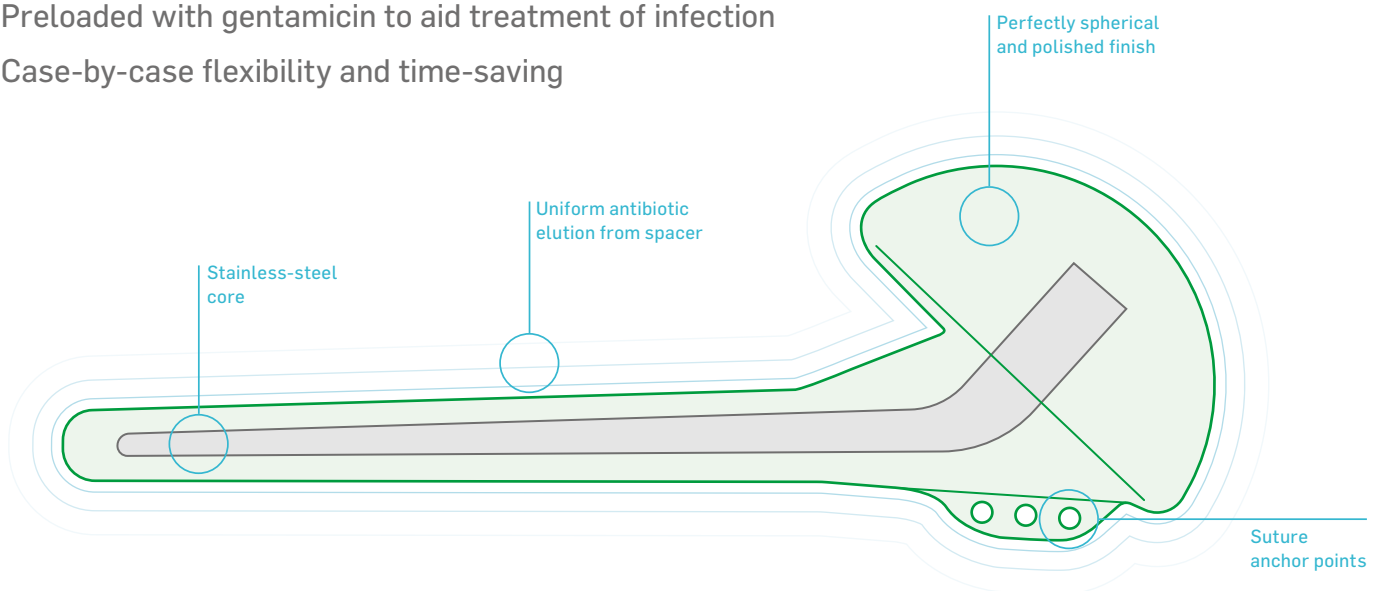
## Shoulder

### Specifically designed to support your management of infection in shoulder revision

Combining convenience, structural uniformity and stability, whilst delivering a high local concentration of gentamicin.

**Synicem** shoulder spacers reliably stabilise the shoulder, while maintaining the articular space, limb length and muscle structure.<sup>6</sup>

- ✓ Precision engineered for consistency and structural uniformity
- ✓ Designed for dynamic movement and stability
- ✓ Preloaded with gentamicin to aid treatment of infection
- ✓ Case-by-case flexibility and time-saving



#### Precision engineered for consistency and structural uniformity

Strictly controlled manufacturing conditions minimise the risk of mechanical failure by eliminating unwanted variation in the shape and structural integrity of the base material.

- ✓ Perfectly spherical and polished finish of the humeral head prevents bone stock wear<sup>6</sup>
- ✓ Intra-operatively prepared spacers are time-consuming to make and prone to fracture.<sup>1</sup>

#### Preloaded with gentamicin to aid treatment of infection

The spacer yields a high local concentration of gentamicin while maintaining low systemic levels to aid the treatment of infection.<sup>6</sup>



## Designed for dynamic movement and stability

Designed to maintain articular space, limb length and muscle structure after removal of the original implant.<sup>6</sup>

- ✓ Uniform stainless-steel core to increase mechanical resistance
- ✓ Suture anchor points allow rotator cuff to be secured to the spacer



Shoulder spacer

## Case-by-case flexibility and time-saving

A comprehensive range of sizes and styles provide case-by-case flexibility, with a reusable spacer tray available to ensure you select the correct size every time.<sup>6</sup>

- ✓ No moulding required



Syncicem spacers  
Ready-to-use in under a minute



Trial spacer tray

## Syncicem shoulder spacers with gentamicin

Model	Head diameter	Stem length	Gentamicin content*	Order code
H40	40 mm	120 mm	1.0 grams	881220
H48	48 mm	120 mm	1.5 grams	881221
Reusable trial spacer tray	-	-	-	882039

\*May vary by ±5%

## Perfect partner for your infection management strategy

STIMULAN is a truly absorbable calcium sulfate antibiotic carrier specifically designed to support the proactive management of dead space and surgical site infection, with unrivalled flexibility and the broadest surgical application.<sup>7</sup>

- ✓ The only calcium matrix approved for use in bone and soft tissue
- ✓ Easily mixed with liquid and powder antibiotics
- ✓ Freedom to tailor antibiotic to clinical need



STIMULAN is uniquely recrystallised for consistent and reliable performance in carrying antibiotics to a site of infection

# The Biocomposites Companion

Your essential guide to making the most of **Synicem** spacers and **STIMULAN** – all in one straightforward app.

- ✓ **How to prepare:** step-by-step videos
- ✓ **Top tips:** tried and tested advice for surgeons
- ✓ **FAQs:** common questions answered
- ✓ **Product range:** what's available

To download your **Biocomposites Companion**, simply scan the QR code.



1. Craig, A., King, S.W., van Duren, B.H., Veysi, V.T., Jain, S., & Palan, J. (2022). Articular spacers in two-stage revision arthroplasty for prosthetic joint infection of the hip and the knee. *EFORT Open Reviews*, 7, 137 – 152.
2. Ocguder, A., Firat, A., Tecimel, O., Solak, S., & Bozkurt, M. (2010). Two-stage total infected knee arthroplasty treatment with articulating cement spacer. *Archives of orthopaedic and trauma surgery*, 130(6), 719–725.
3. Dunne, N., Hill, J., McAfee, P., Todd, K., Kirkpatrick, R., Tunney, M., & Patrick, S. (2007). In vitro study of the efficacy of acrylic bone cement loaded with supplementary amounts of gentamicin: effect on mechanical properties, antibiotic release, and biofilm formation. *Acta orthopaedica*, 78(6), 774–785.
4. Bertazzoni Minelli, E., Benini, A., Magnan, B., & Bartolozzi, P. (2004). Release of gentamicin and vancomycin from temporary human hip spacers in two-stage revision of infected arthroplasty. *The Journal of antimicrobial chemotherapy*, 53(2), 329–334.
5. Moerenhout, K., Steinmetz, S., Vautrin, M., Picarra, S., Udin, G., & Borens, O. (2021). Economic advantage of 'self-made' antibiotic-loaded spacer compared to prefabricated antibiotic-loaded spacer and spacer molds in two-staged revision arthroplasty. *Acta orthopaedica Belgica*, 87(3), 557–562.
6. Synimed, Synicem Instruction for Use.
7. Biocomposites, STIMULAN Instruction for Use.
8. Struelens, B., Claes, S., & Bellemans, J. (2013). Spacer-related problems in two-stage revision knee arthroplasty. *Acta orthopaedica Belgica*, 79(4), 422–426.

For indications, contraindications, warnings and precautions see Instructions for Use. Concurrent use of locally administered antibiotics may affect setting time, absorption characteristics and/or bone formation. It is the surgeon/healthcare professional's responsibility to give due consideration to the details in the medicinal product marketing authorization in deciding whether it is appropriate for the patient under his/her care. The relevant Summary of Product Characteristics (SmPC) must be consulted. The type and dose of medicinal substance should also be assessed according to the individual patient's clinical circumstance.

This brochure may include the use of STIMULAN or techniques that go beyond the current clearance / approval granted by the relevant regulatory authority. Please contact your local representative for further information.

©2023, Biocomposites, STIMULAN are trademarks/registered trademarks of Biocomposites Ltd. Synimed and Synicem are trademarks/registered trademarks of Synergie Ingénierie Médicale S.A.R.L. All rights reserved. No unauthorised copying, reproduction, distributing or republication is allowed unless prior written permission is granted by the owner, Biocomposites Ltd.

Patents granted: GB2367552, EP1204599B1, US6780391, EP2594231B1, US8883063, CNZL201210466117.X, GB2496710, EP3058899B1, US10390954, US10,588,748, CN ZL201610089710.5

Patents pending: GB1502655.2, GB1704688.9, EP 18275044.8, US 15/933936, CN 108619579A

# Synicem™

## PREFORMED TO MAINTAIN SPACE AND AID TREATMENT OF INFECTION

- ✓ Precision engineered for consistency and structural uniformity
- ✓ Designed for dynamic movement and stability
- ✓ Preloaded with gentamicin to aid treatment of infection
- ✓ Case-by-case flexibility and time-saving



At Biocomposites, we are proud to be driving improved outcomes across a wide range of clinical applications for patients and surgeons. Our acquisition of Synimed strengthens our portfolio of pioneering products for use in bone and soft tissue infection. Based in Keele, UK, with global operations across Europe, USA, Canada, Argentina, China and India our products are now used in over 800,000 procedures every year and sold in more than 100 countries around the world.

Find out more at [biocomposites.com](https://biocomposites.com)

The Synicem range is manufactured by Synimed and distributed by Biocomposites.  
Synergie Ingénierie Médicale S.A.R.L. (Synimed), Zone Artisanale de l'Angle, 19370 Chamberet, France.  
Biocomposites Ltd, Keele Science Park, Keele, Staffordshire, England.